






Week-I- Term-II		Date :- 26.07.2021 – 31.07.2021	
#	Subject	Weekly Assignment	Home Assessment
1.	English Prime English	<p>Topic: Garden Treasures Page no:81-86</p> <p>Reading Skill: Reading of the lesson</p> <p>Writing Skill: Story mapping</p> <p>Speaking Skill: Speaking junction (Question Words)</p>	<ul style="list-style-type: none"> ✓ Learn spell bee words. ✓ Reading of page no. 81-86.
2.	Math Math Time 2	<p>Chapter No-4 Multiplication</p> <ul style="list-style-type: none"> ✚ Repeated addition in real life page no 52 ✚ Exercise 1 page no. 53 ✚ Multiplication making groups page no. 54 ✚ Exercise 2 page no.54 ✚ Multiplication Facts page no. 58 <p>Activity: Hand and leaf imprint Activity Material Required: Poster colours, 2 leaves (small) If available.</p> 	<p>Skill section</p> <ul style="list-style-type: none"> ✓ Maths speed Practise book ✓ Skill sheet 1 and 2 on page no-1 and 2
3.	EVS	<p>Chapter No. 9 Living and non-living things.</p> <ol style="list-style-type: none"> 1. Introduction 2. Characteristics of living things. 3. How non-living things are different. <p>Skill Enhancement: reading, writing and listening.</p> <p>Activity: Difference between living and non-living things.</p> <p>Material Required : EVS notebook, pencil, eraser, stapler, two small transparent pouches, tiny sized pebbles, few seeds.(if available)</p> 	<ul style="list-style-type: none"> ✓ Recapitulation of living things and their different characteristics.



4.	Urdu Grammar	<p><u>درسیکتابمیں</u></p> <p>حصہ نثر: سبق نمبر 2: دو دوست</p> <p>صفحہ نمبر: 10-12</p> <p><u>نقشہ لفظ: درخت:</u></p> 	<p>طلبہ طالبات</p> <p>سکھائے گئے نئے الفاظ کی سمجھ اور بناوٹ دھیان سے دیکھیں گے اور ذہن نشین کریں گے۔ دیا گیا کام ہدایت کے مطابق کریں گے۔</p>
5.	Hindi Grammar	<p>Book-ताना बना</p> <p>Chapter no.3</p> <p>सलीम गया इतिहास में (page no.8-10)</p> <p>Chapter no.6</p> <p>संज्ञा (page no.35-40)</p> <p>गतिविधि- संज्ञा किसे कहते हैं</p> <p>आवश्यक सामग्री-रंगीन या सफेद कागज़, रंग, पेंसिल।</p> <p>कौशल :- पढ़ना, लिखना, बोलना, समझना।</p> 	<ul style="list-style-type: none">✓ सुलेख लिखना✓ श्रुतलेख याद करना।✓ पुस्तक पर दिया गया अभ्यास ।
	G.K	<p>Amazing Animals</p> <p>Exercise 18</p> <p>page no:23</p>	<ul style="list-style-type: none">✓ Memorize some facts about animals



Islamic Studies	<ul style="list-style-type: none"> ✚ Dua for breaking a fast 	✓ Revision page no. 17
Moral Science	<p>Chapter no. 5</p> <ul style="list-style-type: none"> ✚ Keeping our surroundings clean ✚ Warm up exercise ✚ page no: 25 	✓ Color the activity on page no. 29 
Computer	<p>Chapter :04</p> <ul style="list-style-type: none"> ✚ Operating a computer ✚ Steps to start a computer (page no.32-33) 	✓ Do reading of page no 32-33

Spell Bee on Saturday

treasures	amazing	flowering	suddenly
exclaims	terrified	chameleons	sprinkler
furniture	throughout	adult	reproduce

Hindi Dictation on Saturday

संज्ञा	व्यक्ति	वस्तु	स्थान
कहते	प्राणी	पशु	भाव

Imla on Saturday

بیچ	نکلے	جنگل	دوست
سائنس	سونگھا	مد	پہنچ

The content related to the weekly planner will be uploaded on school website.

Multiplication Table of Week '8'

8x1=8	8x2=16	8x3=24	8x4=32	8x5=40
8x6=48	8x7=56	8x8=64	8x9=72	8x10=80



Dear parents,

Warm Greetings;

As part of our efforts to implement a fun day interactive session every Friday, we will be including an Activity Day for the enrichment of reading, writing, speaking and listening skills of every subject, wherein each child will participate in activities to the theme

Regards

GOENKA